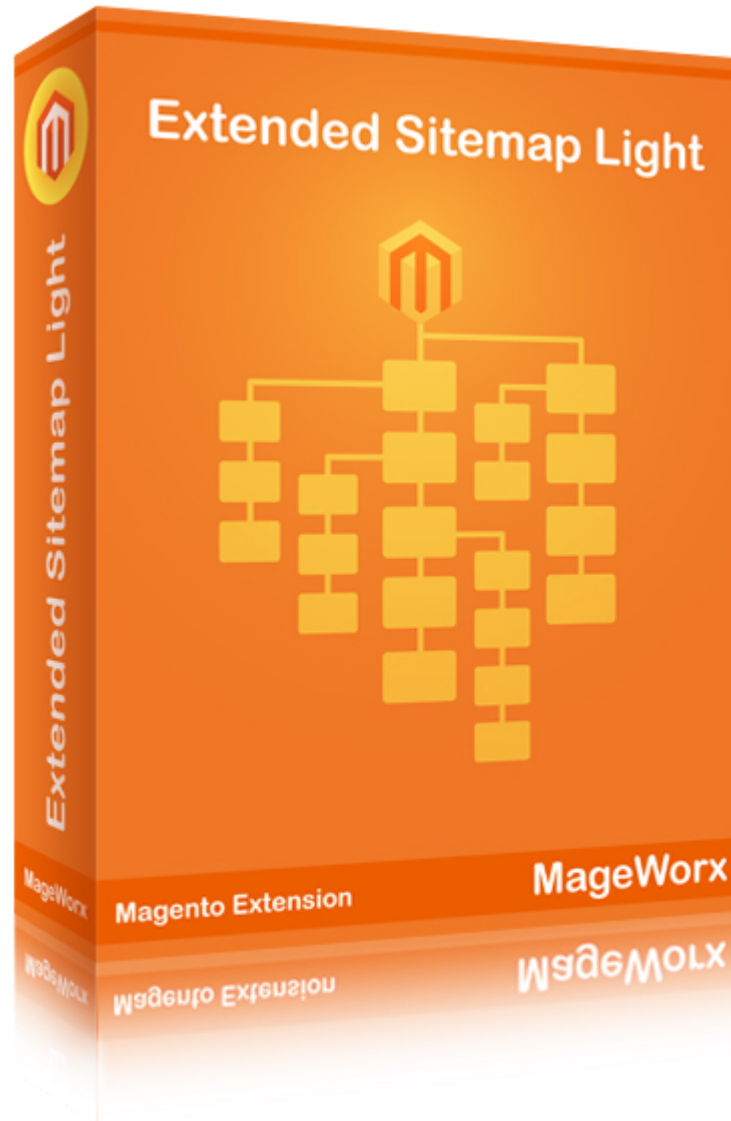


Extended Sitemap Light



User Guide

Important Notice

MageWorx reserves the right to make corrections, modifications, enhancements, improvements, and other changes to its products and services at any time and to discontinue any product or service without notice. Customers should obtain the latest relevant information before placing orders and should verify that such information is current and complete. All products are sold subject to MageWorx' terms and conditions of sale supplied at the time of order acknowledgment.

MageWorx warrants performance of its products to the specifications applicable at the time of sale in accordance with MageWorx' standard warranty. Testing and other quality control techniques are used to the extent MageWorx deems necessary to support this warranty. Except where mandated by government requirements, testing of all parameters of each product is not necessarily performed.

MageWorx assumes no liability for applications assistance or customer product design. Customers are responsible for their products and applications using MageWorx components. To minimize the risks associated with customer products and applications, customers should provide adequate design and operating safeguards.

MageWorx does not warrant or represent that any license, either express or implied, is granted under any MageWorx patent right, copyright, mask work right, or other MageWorx intellectual property rights relating to any combination, machine, or process in which MageWorx products or services are used. Information published by MageWorx regarding third-party products or services does not constitute a license from MageWorx to use such products or services or a warranty or endorsement thereof. Use of such information may require a license from a third party under the patents or other intellectual property of the third party, or a license from MageWorx under the patents or other intellectual property of MageWorx.

Resale of MageWorx products or services with statements different from or beyond the parameters stated by MageWorx for that product or service voids all express and any implied warranties for the associated MageWorx product or service and is an unfair and deceptive business practice. MageWorx is not responsible or liable for any such statements.

All company and brand products and service names are trademarks or registered trademarks of their respective holders.

Copyright © 2009 MageWorx

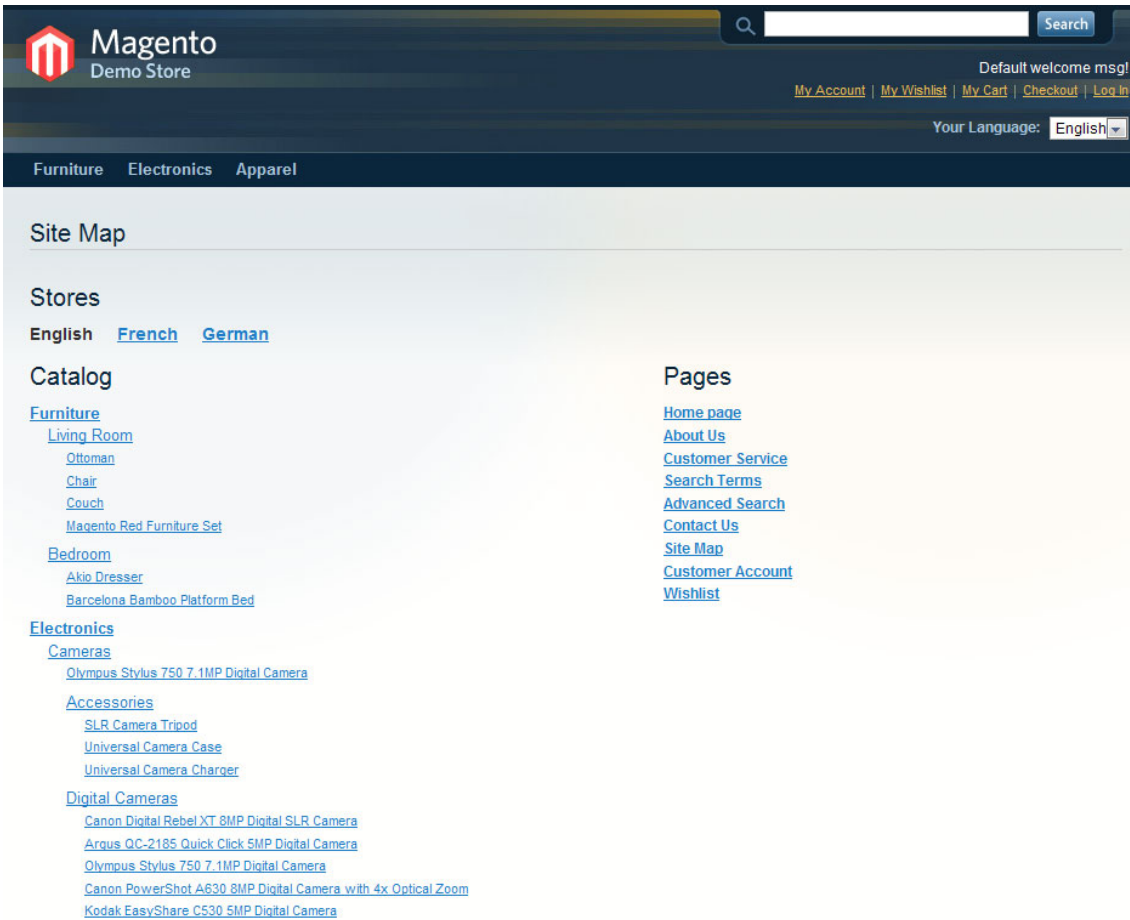
Table of Contents

1	Extension Description	4
2	Extension Installation	5
3	Extension Usage	6
4	Support	8
5	Getting Help with Magento	9

Extension Description

Extended Sitemap Light allows you to display all of your existing Catalog Categories, Products, CMS Pages and additional configurable links on a single Site Map page accessible at your store footer link, e.g. <http://www.example.com/sitemap/>

Moreover hierarchical structure of all the elements is SEO optimized for web spiders.



The screenshot displays the 'Site Map' page of a Magento Demo Store. The page is organized into several sections:

- Stores:** English, [French](#), [German](#)
- Catalog:**
 - [Furniture](#)
 - [Living Room](#)
 - [Ottoman](#)
 - [Chair](#)
 - [Couch](#)
 - [Magento Red Furniture Set](#)
 - [Bedroom](#)
 - [Akio Dresser](#)
 - [Barcelona Bamboo Platform Bed](#)
 - [Electronics](#)
 - [Cameras](#)
 - [Olympus Stylus 750 7.1MP Digital Camera](#)
 - [Accessories](#)
 - [SLR Camera Tripod](#)
 - [Universal Camera Case](#)
 - [Universal Camera Charger](#)
 - [Digital Cameras](#)
 - [Canon Digital Rebel XT 8MP Digital SLR Camera](#)
 - [Arqus QC-2185 Quick Click 5MP Digital Camera](#)
 - [Olympus Stylus 750 7.1MP Digital Camera](#)
 - [Canon PowerShot A630 8MP Digital Camera with 4x Optical Zoom](#)
 - [Kodak EasyShare C530 5MP Digital Camera](#)
- Pages:**
 - [Home page](#)
 - [About Us](#)
 - [Customer Service](#)
 - [Search Terms](#)
 - [Advanced Search](#)
 - [Contact Us](#)
 - [Site Map](#)
 - [Customer Account](#)
 - [Wishlist](#)

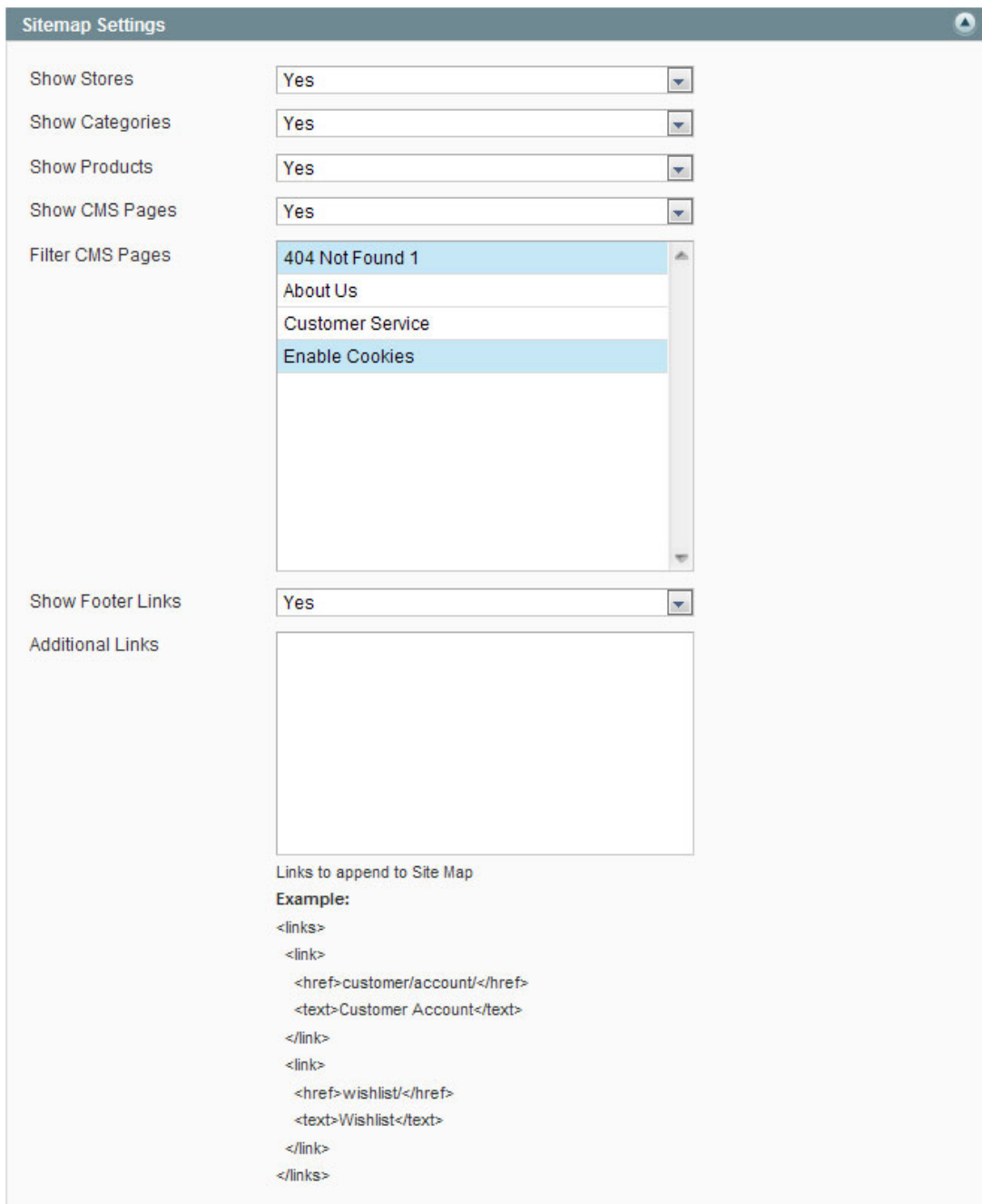
Extension Installation

- 1 Log out from Magento Admin panel if you are logged in
- 2 Unpack the contents of the 'extension' folder from the package file purchased from MageWorx to your Magento root folder
- 3 Log into Magento Admin Panel
- 4 If Cache Control is enabled in Magento go to 'System > Cache Management' section, select 'Refresh' under 'All Cache' drop-down menu and press 'Save Cache Settings'
- 5 Now go to 'System > Configuration > MageWorx tab > Extensions & Support' section. If you see 'Extended Sitemap Light' in the list of installed MageWorx extensions you are done

Extensions Information	
Installed MageWorx Extensions	
MageWorx Admin	v1.1.1
Extended Sitemap Light	v1.0.3

Extension Usage

First, log into Magento Admin panel and go to 'System > Configuration > MageWorx tab > SEO Suite > Extended Sitemap' section to configure Site Map Settings for your front-end Site Map page



Sitemap Settings

Show Stores: Yes

Show Categories: Yes

Show Products: Yes

Show CMS Pages: Yes

Filter CMS Pages:

- 404 Not Found 1
- About Us
- Customer Service
- Enable Cookies

Show Footer Links: Yes

Additional Links:

Links to append to Site Map

Example:

```
<links>
  <link>
    <href>customer/account/</href>
    <text>Customer Account</text>
  </link>
  <link>
    <href>wishlist/</href>
    <text>Wishlist</text>
  </link>
</links>
```

In order to make your site more SEO optimized and user friendly configure the following:

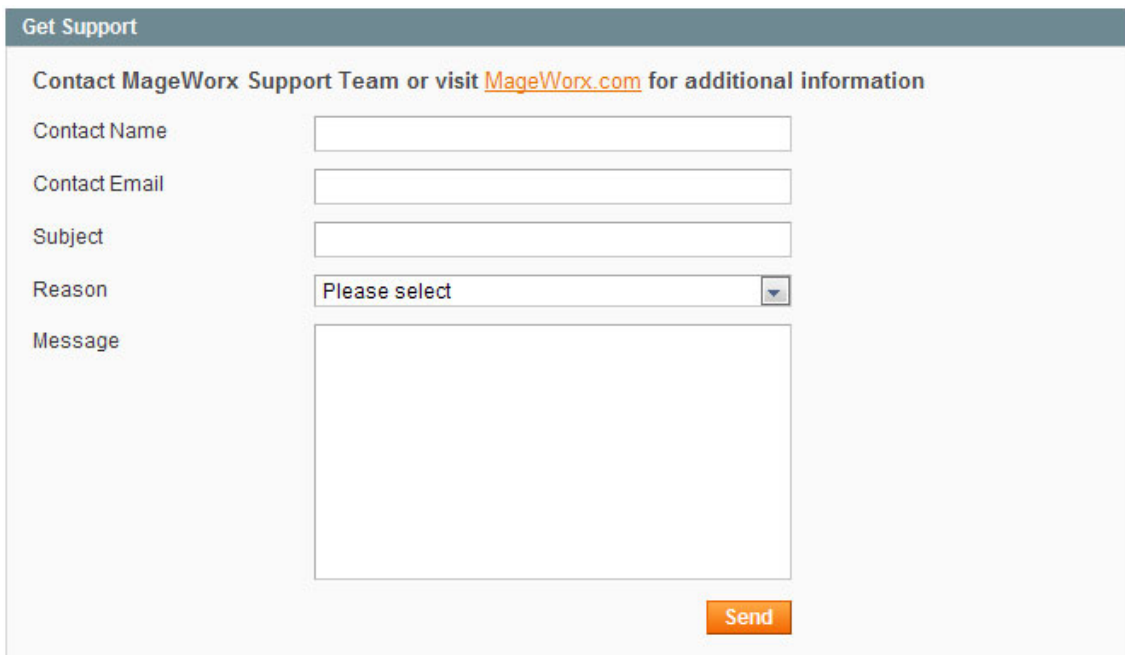
- **Show Stores** option switches on/off links display of your Store Views if you have a multi store view website
- **Show Categories** option switches on/off links display of your Catalog Categories
- **Show Products** option switches on/off links display of your Catalog Products in a hierarchical structure when every Product is being displayed under his parent Category
- **Show CMS Pages** option switches on/off links display of your CMS Pages
- **Filter CMS Pages** option allows you to select CMS pages you do not want to be included in your Site Map
- **Show Footer Links** option switches on/off links display from your store footer links
- **Additional Links** field allows you to append your Site Map with some additional links not available in any of previous sections

Support

MageWorx offers FREE lifetime support and updates for any extension developed for Magento.

If you need support related to MageWorx extension usage, feel free to contact us at support@mageworx.com

Or send us a message directly from your Magento Admin Panel. To do it, go to 'System > Configuration' section, 'MageWorx' tab 'Extensions & Support > Get Support'.



The screenshot shows a 'Get Support' form with the following fields:

- Contact Name:
- Contact Email:
- Subject:
- Reason:
- Message:

A 'Send' button is located at the bottom right of the form.

Getting Help with Magento

MageWorx offers outstanding services developing custom tailored solutions for Magento platform to attain your eCommerce objectives.

Our professional impassioned team provides profound and custom oriented development of your project in a short timeframe. You are most welcome to contact us at sales@mageworx.com